


TOP:- Heavy fox with embroidery work and 3mm sequence

DUPATTA:- Heavy net with embroidery work

Bottom /inner :- Heavy santoon with embroidery patch work

SF409-B







TOP:- Heavy fox with embroidery work and 3mm sequence

DUPATTA:- Heavy net with embroidery work

Bottom /inner :- Heavy santoon with embroidery patch work

SF409-A







TOP:- Heavy fox with embroidery work and 3mm sequence

DUPATTA:- Heavy net with embroidery work

Bottom /inner :- Heavy santoon with embroidery patch work

SF409-B





TOP:- Heavy fox with embroidery work and 3mm sequence

DUPATTA:- Heavy net with embroidery work

Bottom /inner :- Heavy santoon with embroidery patch work

SF409-C





SF409-D

WASHING INTRUCTIONS

DO NOT USE ANY TYPE OF BLEACH OR STAIN REMOVING CHEMICALS
BEFORE CUTTING / STITCHING. FABRIC SHOULD BE SOAKED IN WATER
(ALL COMPONENTS SEPARATELY) FOR 15 MINUTES
DO NOT KEEP WET FABRIC IN TWISTED FROM IN ORDER TO AVOID COPY MARKS |
WASH COLOURED AND WHITE FABRICS SEPARATELY
IRON CLOTHES AT MODERATE TEMPERATURE | DO NOT DRY FABRIC IN DIRECT SUNLIGHT
(EXTRA LACES, HANGINGS AND ACCESSORIES ARE NOT INDUDED)






409-A



409-C



409-D



409-B

TOP:- Heavy fox with embroidery work and 3mm sequence

DUPATTA:- Heavy net with embroidery work

Bottom /inner :- Heavy santoon with embroidery patch work

